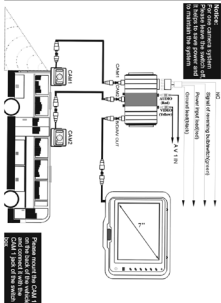


Colour TFT LCD 12/24Volt Vehicle CCTV Rear View System Installation/User Guide



Before operating the unit, please read this manual thoroughly and retain it for future reference

CONNECTION SCHEMATIC DRAWING



4

Features :

1. Light-weight LCD color monitor, waterproof color camera w/night-vision, cables, etc.complected package
2. Suitable for large and small size vehicles
3. Automatic change to backup view when on reverse position
4. Camera uses CMOS/CCD color sensor and wide field of view lens
5. Built in high-powered IR LED for night vision function
6. High quality 7" Color TFT-LCD monitor with two video frequency input (AV1,AV2) for both entertainment and rear view image display

Monitor:

Screen:7" TFT LCD
Power Supply: DC 12V
Display format : 16:9
Resolution: 1440(W) X 234(H)
Consumption:7.5W
System:PAL/ NTSC

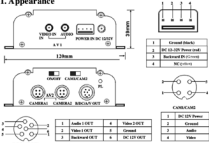
Camera:

Power supply : DC 12V
Image sensor: CCD CMOS
TV system: PAL NTSC
Lens Angle : 92° 120°
Resolution: 380 TV lines 420 TV lines

1

POWER CONTROL BY SWITCHING BOX

4-1. Appearance



4-2. Basic operation methods

POWER CONNECTIONS

here are four wires (Red ,Black,Green and Yellow) to the power switch module. The wires have the following function:

RED WIRE (15 Amp Fused)

Connect this wire to a common +12 V or +24 V source.

BLACK WIRE

Connect this wire to a common negative chassis point that is cleaned free from rust.

Green WIRE

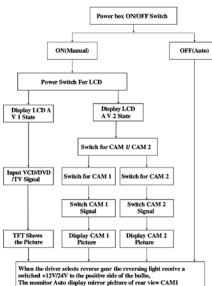
This wire must be connected to the positive side of the reversingbulbs or a switched positive output from the reverse gear switch wire. When the driver selects reverse gear the reversing lights receive a switched +12/24 V to the positive side of the bulbs, which supplies voltage to the green wire and activates the monitor for reverse camera viewing.

YELLOW WIRE

A pre-fitted power connector Please do not use it.

2

BASIC OPERATION METHODS



3

ENCLOSURE

Electrical & Hardware Accessories:



WARRANTY

We warrant to the purchaser that the product described herein is free from defects in the normal or workman ship under normal use for 1 year from date of purchase. During the warranty period, upon proof of purchase, we will either repair or replace the product with out charge for either parts or labour. The purchaser shall pay all posting and insurance costs to us and we shall pay all the return posting and insurance costs.

This warranty does not cover damage resulting from negligence the precautions in the Wiring & Operation instructions, alterations performed by unauthorized persons and abuse.

The warranties set forth herein are made in lieu of any other warranties, including implied warranty of merchantability and / or fitness for purposes.

This warranty does not affect your rights under statutory law.

5