
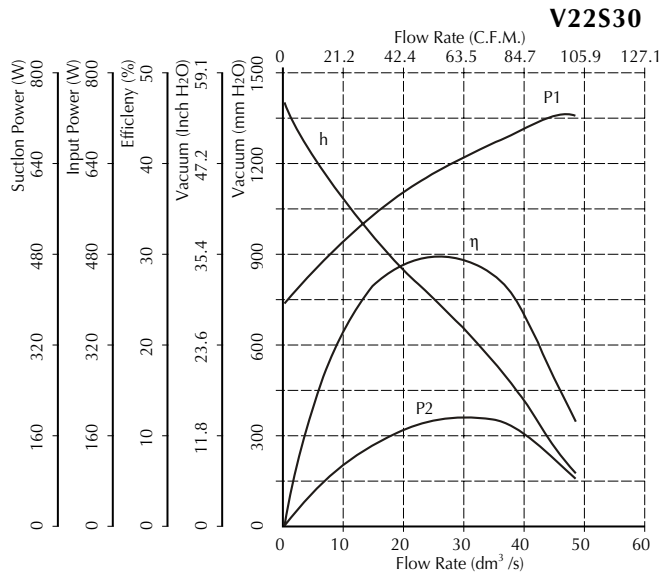


Vacuum Cleaner Motor - V2 Series

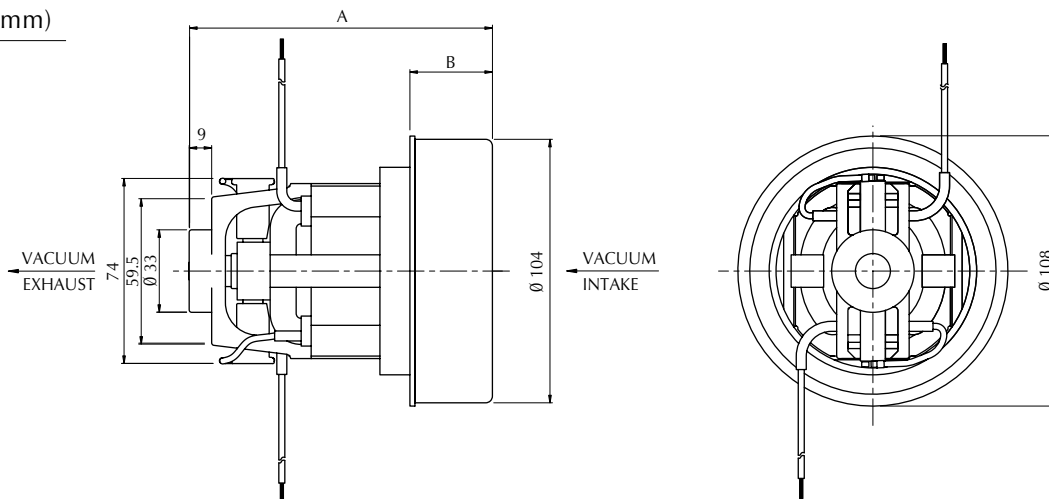
Voltage : 100 - 240V AC (50/60 Hz)
 Input Power : 400 - 800W
 Insulation Class : A, E, B, F
 Type of Discharge : Through-flow
 No. of Stage : Single, Double
 Brush Life : 200 - 500 hours (Depends on different models)



Performance Curve



Dimension (mm)



Performance (testing under room temperature)

| Model | Dim A | Dim B | Motor Type | Stage | Rated Input Power/W | Max. Suction/mmH ₂ O | Max. Output Power/W | Max. Volume Flow Rate/dm ³ /s |
|--------|-------|-------|--------------|--------|---------------------|---------------------------------|---------------------|--|
| V22S30 | 123 | 33 | Through-flow | Single | 700 | 1500 | 195 | 58.3 |
| V22130 | 126 | 38 | Through-flow | Single | 400 | 1450 | 180 | 53.3 |
| V22D40 | 160 | 60 | Through-flow | Double | 800 | 2020 | 219 | 56.7 |

The information above is for reference only, detailed specification is subject to final confirmation

Email: sales@cclmotors.com Web site: <http://www.cclmotors.com>

4/F, No. 6, On Lok Mun Street, On Lok Tsuen, Fanling, Hong Kong.

Tel: (852) 3125 0000 Fax: (852) 3125 0125