

Mechanical Characteristic

Operating force	170± 100gf.cm
Lever stopper strength	≥ 3 kgf.cm
Lever push-pull strength	5 kgf.cm
Lever play angle	≤ 5°

Electrical Characteristic

Total resistance & tolerance	10KΩ ~100KΩ ± 20%
Power rating	≤ 0.0125W
Max. operating voltage	50V AC 5V DC
Rotational noise	≤ 300mV
Insulation resistance	≥ 100MΩ at DC 250V
Withstanding voltage	1 minute at AC 250V

Endurance Characteristic

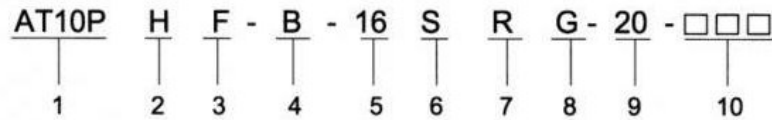
Rotation life	≥ 100,000 cycles (special:1,000K cycles.)
---------------	---

Tact Switch Characteristic

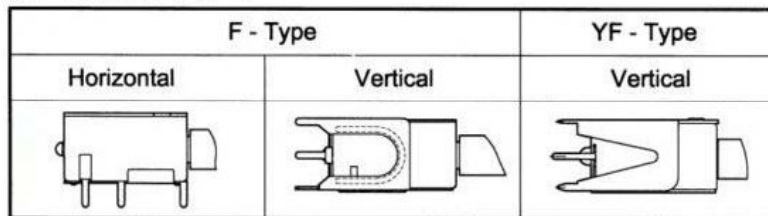
Max. rating	12V DC 50mA
Operating force	520± 260gf.cm
Travel	0.5 ^{±0.1} mm
Operating life	≥ 100,000 cycles(special:1,000K cycles.)

The drawing and specification are for reference only. For further detail, please contact Top-Up head office.

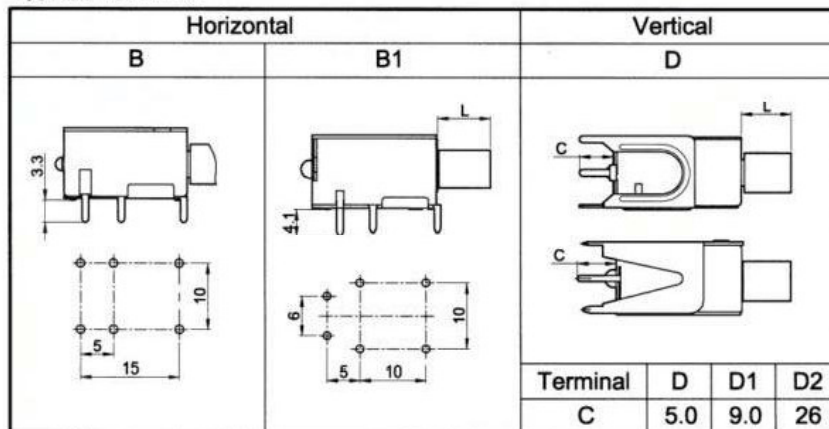
AT Series Code Explanation



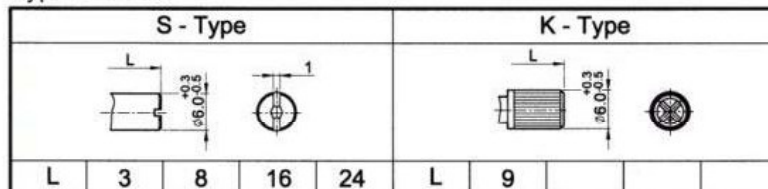
1. Product Lines (AT 10P - Insulated Shaft, 10mm Size Rotary Attenuators)
4. Horizontal (H) Type or Vertical (V) Type
3. Type of Frame: "F", "YF"



4. Type of Terminal




5. Shaft Length "L"
6. Type of Shaft



7. Shaft Color (R-Red, Y-Yellow, U-Blue and B-Black are available)
8. Case Color (B-Black, G-Green; U-Blue are available)
9. dB: 20-Standard Type
10. Serial No.

The drawing and specification are for reference only. For further detail, please contact Top-Up head office.

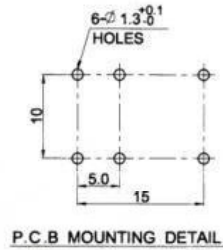
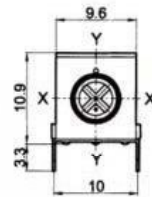
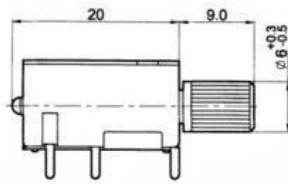


Outline Drawing

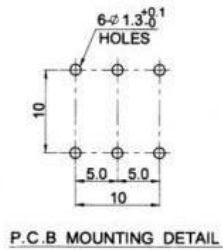
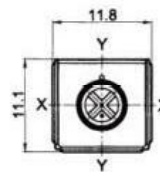
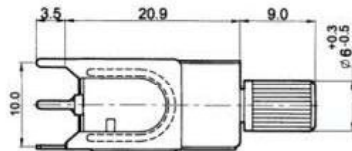
Features individual specifications

Attenuator

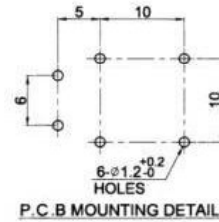
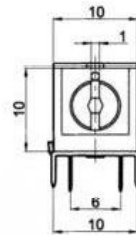
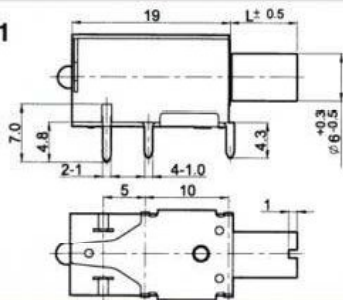
AT10PHF-B



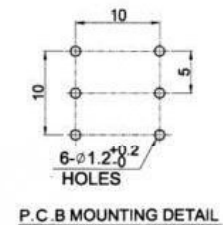
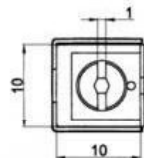
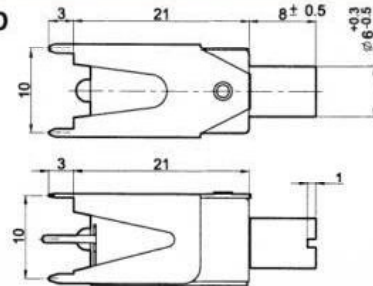
AT10PVF-D



AT10PHF-B1



AT10PVYF-D



The drawing and specification are for reference only. For further detail, please contact Top-Up head office.