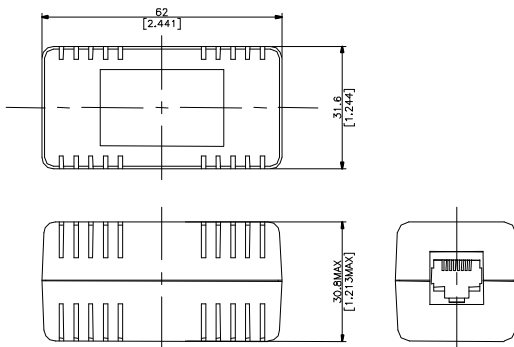


- ★ **Compact package, includes connectors for ease of installation**
- ★ **Design for G.lite Application**
- ★ **100 mA DC Loop Current Capacity**

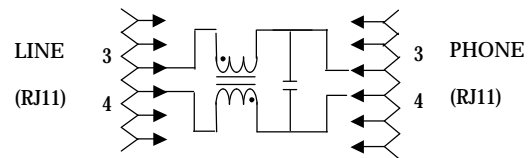
Specifications

POTS Port Impedance	600Ω	DC Resistance each line	7.5Ω Max
Insertion Loss @1004KHz	-1dB Max	Return Loss @ERL	6 dB Min
3dB Cutoff Frequency	10KHz Typ	@SRL	5 dB Min
Attenuation @25 KHz	-25dB Min	@SRLH	3 dB Min
@30KHz	-30dB Min		
In Band Ripple	1dB Max		
Longitudinal Balance @200Hz~3K	-53 dB Min		
POTS Tip and Ring DC Voltage	0-105V		


Dimension



Schematic



Connector	Function	Style	Tip	Ring
J1	Line	RJ11	Pin3	Pin4
J2	Phone	RJ11	Pin3	Pin4



RJ11

Data sheet subject to change without notice

Head Office & Factory 248-32 號 5F
 Build-B, 5F, No. 248-39, Hsing-Shen Rd., Cheng-Jeng Dist.,
 Lin-Kung Proc. Zone, Kaohsiung, Taiwan, R.O.C.
 TEL:886-7-8153618 Fax:886-7-8150747 www.magcom.com.tw BAS005(10/2000) A