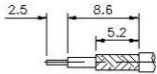
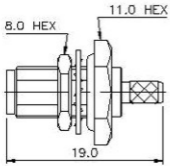




RECOMMENDED
MOUNTING HOLE



RECOMMENDED
CABLE STRIPPING DIM'S

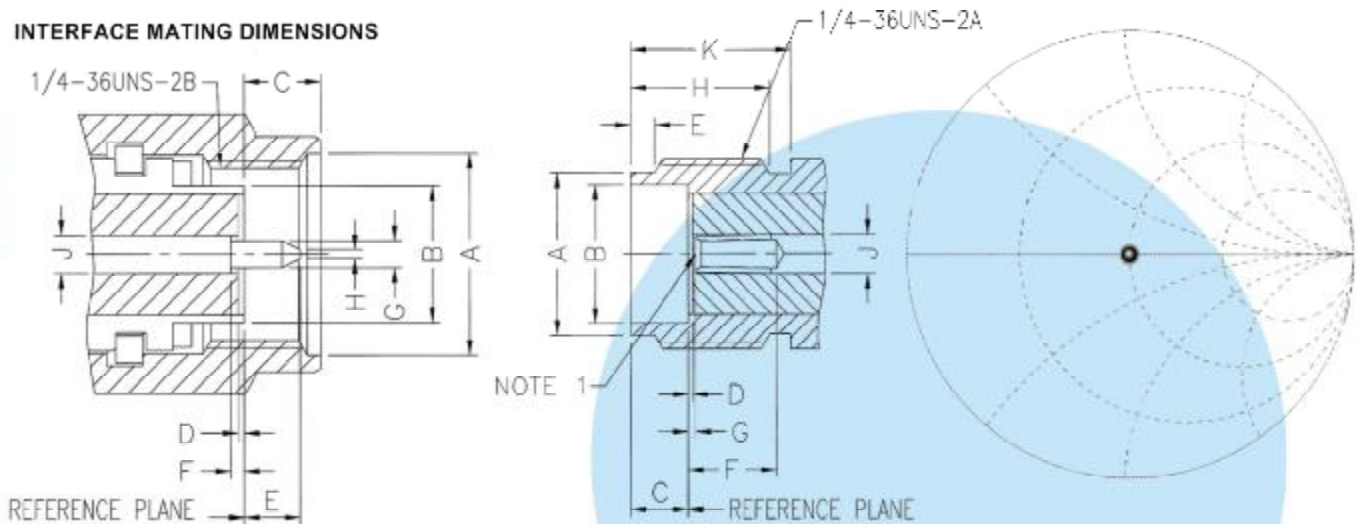
SMA Series

Songtech

SMA connectors are subminiature units designed to provide high electrical performance for microwave applications up to 18 GHz.

Constructed with Brass or high quality stainless steel, SMA connectors ensure excellent durability and mechanical strength.

INTERFACE MATING DIMENSIONS



NOTE 1: I.D. TO MEET VSWR AND CONTACT RESISTANCE WHEN MATED WITH 0.9/0.94 MM DIA. PIN.



| PLUG | | |
|--------|-------------|---------|
| Letter | Millimeters | |
| | Minimum | Maximum |
| A | 6.35 | 6.73 |
| B | 4.53 | 4.59 |
| C | 2.54 | 3.43 |
| D | 0.00 | 0.25 |
| E | 1.91 | 2.54 |
| F | 0.00 | 0.25 |
| G | 0.90 | 0.94 |
| H | 0.00 | 0.38 |
| J | 1.24 | 1.23 |

| JACK | | |
|--------|-------------|---------|
| Letter | Millimeters | |
| | Minimum | Maximum |
| A | 5.28 | 5.49 |
| B | 4.60 | 4.67 |
| C | 1.88 | 1.98 |
| D | 0.00 | 0.25 |
| E | 0.38 | 1.14 |
| F | 2.92 | - |
| G | 0.00 | 0.25 |
| H | 4.32 | - |
| J | 1.24 | 1.30 |
| K | 5.54 | - |

Specifications

SMA

| Electrical | | |
|---------------------------------|---|------------------|
| Impedance | 50 ohm | |
| Frequency Range | 0 - 12.4 GHz on Flexible cable 0 - 18 GHz on Semi-rigid cable | |
| Working Voltage | RG-178:170 VRMS max. RG-316,.085" :250 VRMS max. RG-142,.141" :335 VRMS max. | |
| Dielectric Withstanding Voltage | RG-178:500 VRMS min. RG-316 .085" :750 VRMS min. RG-142,.141" :1000 VRMS min. | |
| VSWR | Straight | 1.3 max |
| | Right Angle | 1.5 max |
| Contact Resistance | Center Contact | 6 Milliohms Max. |
| | Outer Contact | 2 Milliohms Max. |
| Insulator Resistance | 5000 Megohms min. | |

| Material | | |
|-------------------|---|---|
| Parts Name | Material | Finish |
| Body, Metal Parts | Brass per QQ-B-626 or Non-magnetic stainless steel per QQ-S-764#303 | Nickel, Gold or passivated per requirement. |
| Center Contacts | Plug: Brass per QQ-B-626 | Gold |
| | Jack: Beryllium copper per QQ-C-530 or Phosphor Bronze per QQ-B-750 | Gold |
| Insulators | Teflon | None |
| Crimp Ferrules | Annealed copper | Nickel or Gold per requirement |
| Clamp Gaskets | Silicone rubber | None |

NOTE: Other Material/Finish is Available on Request.

| Mechanical & Environmental | |
|----------------------------|---|
| Engagement Force | 2 in-lbs. max. |
| Disengagement Force | 2 in-lbs. max. |
| Coupling Nut Retention | 60 lbs. min. |
| Coupling Proof Torque | 15 in-lbs. min. |
| Contact Retention | 6 lbs. min. |
| Durability(Mating) | 500 cycles min.(For Beryllium copper Jack contact only) |
| Temperature Range | -65° C to 165° C |
| Vibration | MIL-STD-202 Method 204 Test Cond.B. |
| Salt Spray | MIL-STD-202 Method 101 Test Cond.B. |
| Thermal Shock | MIL-STD-202 Method 107 Test Cond.B. |