

RoHS Compliant

REV	ZONE	LTR	DESCRIPTION	DATE	REVISER	APPD
-----	------	-----	-------------	------	---------	------

ORDERING INFORMATION:

19 01134 - * * * - *

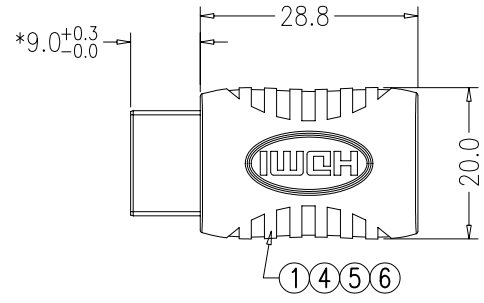
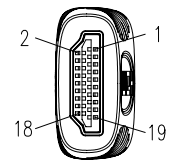
- [1] SERIES NUMBER:
19:Adapter Series
- [2] SEQUENCE NO.:
01134(EX. 01001-01999):HDMI (A)MALE TO (C)FEMALE ADAPTER
- [3] OUTER MOLDING COLOR CODES:
3:BLACK 4:WHITE 6:BLUE 7:RED 9:YELLOW
- [4] PLATING OF SHELL:
1:SHELL PLATED GOLD
2:SHELL PLATED NI
- [5] SUFFIX NO.:
A:WITH FREEPORT&HDMI LOGO
B:WITH HDMI LOGO; WITHOUT FREEPORT LOGO
C:WITHOUT LOGO
- [6] SUFFIX NO.2:
O:PVC TRAY PACKING

PIN ASSIGNMENT:

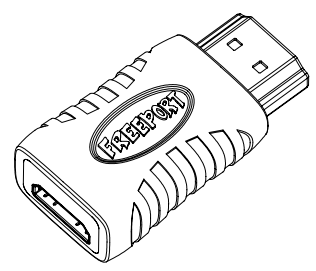
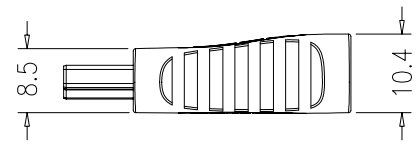
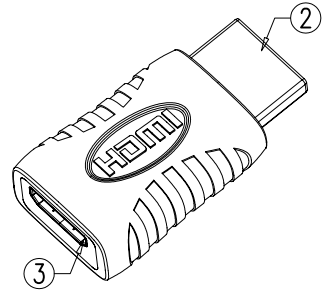
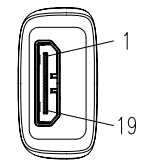
HDMI 19/M	MINI HDMI 19/F
3	3
1	2
2	1
6	6
4	5
5	4
9	9
7	8
8	7
12	12
10	11
11	10
17	13
13	14
15	15
16	16
14	17
18	18
19	19
SHELL	SHELL

- ELECTRICAL CHARACTER:**
- 100% OPEN&SHORT TESTING
 - WITHSTANDING VOLTAGE:DC 300V 0.01Sec
 - INSULATION RESISTANCE:10M Ohm(Min)
 - CONDUCTIVE RESISTANCE:2 Ohm(Max)

HDMI 19/M



MINI HDMI 19/F



6	OVERMOLD	PVC 70Pa UL94V-0	
5	OVERMOLD	PVC 25Pa UL94V-0	
4	INNERMOLD	PE LOW DENSITY	
3	MINI HDMI	MINI HDMI 19P/F 30U"/AU BLACK SHELL SMT TYPE	
2	HDMI	HDMI 19P/M 30U"/AU BLACK SHELL PLATED SOLDER TYPE	
1	P.C.B	HDMI A/M TO C/F PCB	

NO.	PART NAME	SPEC DESCRIPTION	REMAKE
MATERIAL		TOLERANCE UNSPECIFIED	
		±	
		±	
FINISH		ANGLE	
		±	
		±	
		±	
		±	
DRAWN: Daniel		NAME	SHEET
DESIGNER:		HDMI A_M TO C_F(SMT) Adapter	1/1
CHECKED:			
APPROVED:		DRAWING NO.	REV
		1901134	1.0



SCALE NON UNIT mm